

WELDCRAFT®
TECHNOLOGY



WATER AND AIR-COOLED

EuroTorch

TIG Torches and Accessories



Index

EuroTorch Model Variations	3
Replacement Parts A-200(R) A-200F(R) W-350(R) Series	4
Replacement Parts W-250F(R) W-270(R) Series	8
Tungsten	10
Accessory Kits	11
Extension Cable	11

About EuroTorch Series

The Miller® EuroTorch Series utilizes WELDCRAFT® Technology.

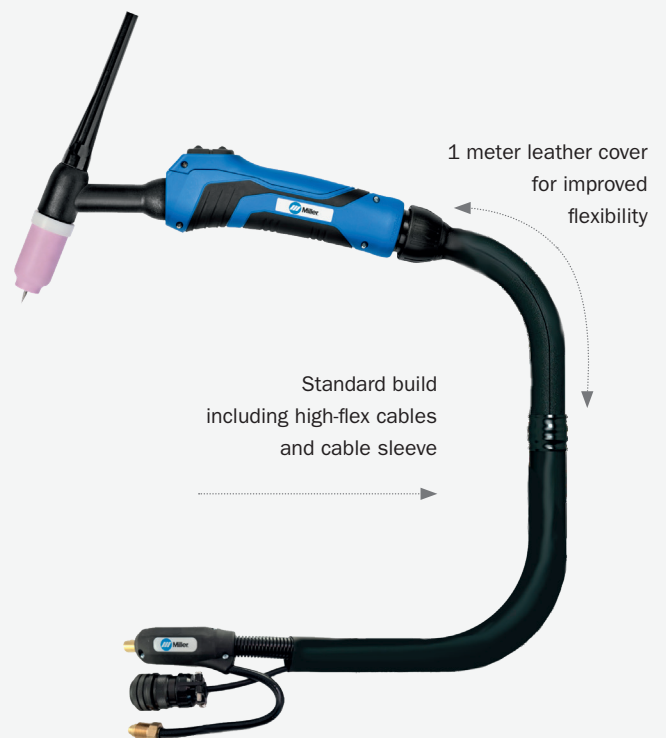
The torches have been designed to perfectly match the Miller TIG equipment and to ensure that the welder can fully benefit from its superior arc quality. The material has been carefully selected to prevent ageing and leakage in the hoses and cables. Miller uses more copper in the power cable to minimize the heat losses and maximize the output.

In addition, all Miller TIG torch cables are screened and shielded to protect the welding power source and nearby other electronic devices.

High-flex hose ensures that the water cooler is not contaminated by degrading rubber. It improves the cooling performance and equipment reliability.

The TIG torches can be configured with a standard rigid torch head or a flexible alternative. The ergonomic handle can also be fitted with a remote control for adjustment of the weld current at the point of welding.

Miller recommends the use of 2% lanthanated tungsten electrodes. The blue electrode ensures a stable arc in both AC and DC processes, with greater longevity than conventional tungsten electrodes. Lanthanated electrodes provide the ability to use a smaller-diameter electrode for the same job, use of a higher current for a similar-sized electrode, and less tungsten spitting.



All the torches are UKCA & CE-compliant

EuroTorch Model Variations

Stock No.	EuroTorch	Water	Air	50 mm ² Dinse-style	5/8" gas	14 pin control	Water quick connect	Flex neck	Remote current control on torch	4 m	8 m	Rating DC (A)	Rating AC (A)	Duty Cycle (%)
058022013	A-200	-	●	●	●	●	-	-	-	●	-	200	150	60
058022015	A-200	-	●	●	●	●	-	-	-	-	●	200	150	60
058022014	A-200F	-	●	●	●	●	-	●	-	●	-	200	150	60
058022016	A-200F	-	●	●	●	●	-	●	-	-	●	200	150	60
058022018	A-200FR	-	●	●	●	●	-	●	●	●	-	200	150	60
058022020	A-200FR	-	●	●	●	●	-	●	●	-	●	200	150	60
058022017	A-200R	-	●	●	●	●	-	-	●	●	-	200	150	60
058022019	A-200R	-	●	●	●	●	-	-	●	-	●	200	150	60
058022006	W-250F	●	-	●	●	●	●	●	-	●	-	250	175	100
058022008	W-250F	●	-	●	●	●	●	●	-	-	●	250	175	100
058022010	W-250FR	●	-	●	●	●	●	●	●	●	-	250	175	100
058022012	W-250FR	●	-	●	●	●	●	●	●	-	●	250	175	100
058022005	W-270	●	-	●	●	●	●	-	-	●	-	270	190	100
058022007	W-270	●	-	●	●	●	●	-	-	-	●	270	190	100
058022009	W-270R	●	-	●	●	●	●	-	●	●	-	270	190	100
058022011	W-270R	●	-	●	●	●	●	-	●	-	●	270	190	100
058022001	W-350	●	-	●	●	●	●	-	-	●	-	350	250	100
058022003	W-350	●	-	●	●	●	●	-	-	-	●	350	250	100
058022002	W-350R	●	-	●	●	●	●	-	●	●	-	350	250	100
058022004	W-350R	●	-	●	●	●	●	-	●	-	●	350	250	100

Example:

EuroTorch W-250FR

EuroTorch **W** - **250** **F** **R**

NO.	DESCRIPTION
WATER/AIR COOLED	
W	WATER
A	AIR
AMPERS	
250	AMPS

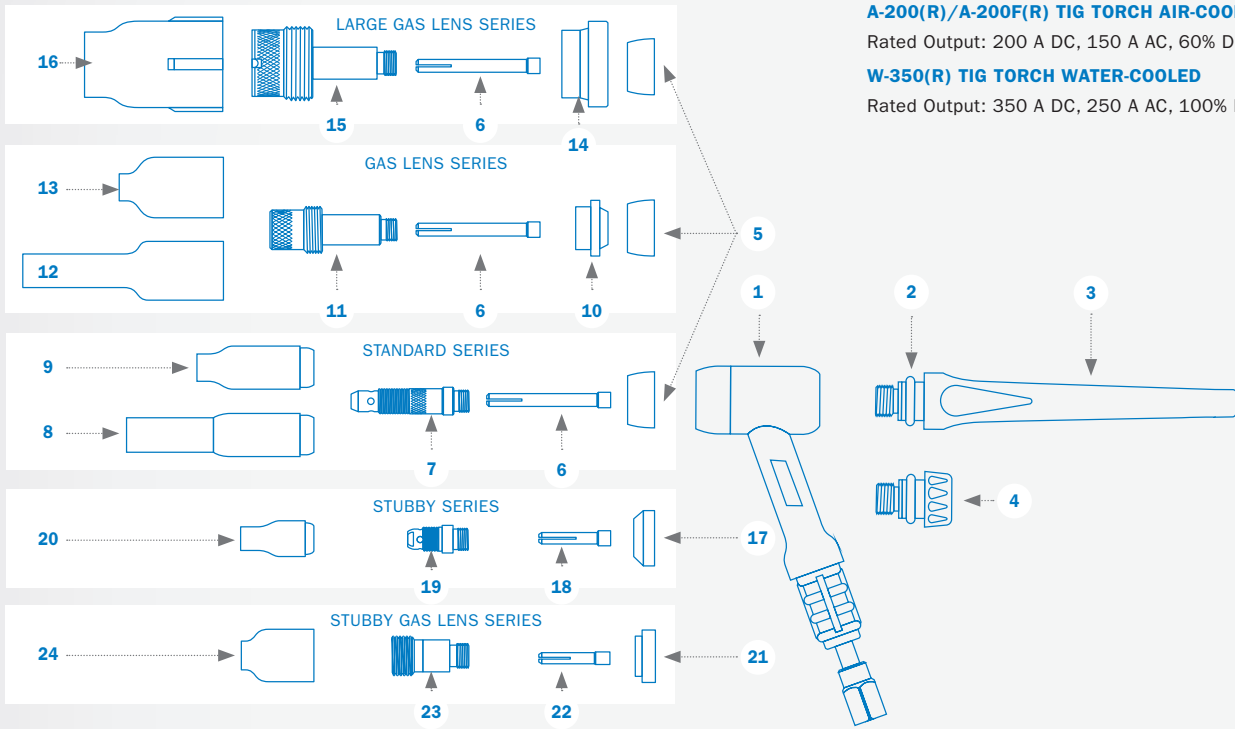
NO.	DESCRIPTION
CURRENT CONTROL	
R	REMOTE CURRENT CONTROL ON TORCH
TORCH HEAD	
F	FLEX NECK

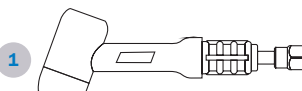



MILLER'S ERGONOMICS

2-button momentary switch provides increased comfort, depending on the operator's grip style and preference.











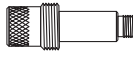


A-200(R) | A-200F(R) | W-350(R) Series






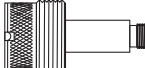
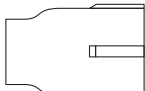
TORCH BODIES & BACK CAPS	PART NUMBER	DESCRIPTION	TORCH TYPE	PKG QTY
	WP-18	TORCH BODY STANDARD	W-350(R)	1
	WP-26	TORCH BODY STANDARD	A-200(R)	1
	WP-26F	TORCH BODY FLEX NECK	A-200F(R)	1
	98W18	O-RING BACK CAP	A-200(R)/A-200F(R)/W-350(R)	2
	57Y02	LONG BACK CAP	A-200(R)/A-200F(R)/W-350(R)	2
	300M	MEDIUM BACK CAP	A-200(R)/A-200F(R)/W-350(R)	2
	57Y04	SHORT BACK CAP	A-200(R)/A-200F(R)/W-350(R)	2





A-200(R) | A-200F(R) | W-350(R) Series

STANDARD SERIES	PART NUMBER	DESCRIPTION	TORCH TYPE	PKG QTY
5 	18CG	CUP GASKET	A-200(R)/A-200F(R)/W-350(R)	2
	10N22	COLLET 1.0 mm (0.040")	A-200(R)/A-200F(R)/W-350(R)	5
6 	10N23	COLLET 1.6 mm (1/16")	A-200(R)/A-200F(R)/W-350(R)	5
	10N24	COLLET 2.4 mm (3/32")	A-200(R)/A-200F(R)/W-350(R)	5
	10N25	COLLET 3.2 mm (1/8")	A-200(R)/A-200F(R)/W-350(R)	5
	54N20	COLLET 4.0 mm (5/32")	A-200(R)/A-200F(R)/W-350(R)	5
	10N30	COLLET BODY 1.0 mm (0.040")	A-200(R)/A-200F(R)/W-350(R)	5
7 	10N31	COLLET BODY 1.6 mm (1/16")	A-200(R)/A-200F(R)/W-350(R)	5
	10N32	COLLET BODY 2.4 mm (3/32")	A-200(R)/A-200F(R)/W-350(R)	5
	10N28	COLLET BODY 3.2 mm (1/8")	A-200(R)/A-200F(R)/W-350(R)	5
	10N49L	LONG STANDARD CERAMIC CUP 7.9 mm (5/16")	A-200(R)/A-200F(R)/W-350(R)	5
8 	10N48L	LONG STANDARD CERAMIC CUP 9.5 mm (3/8")	A-200(R)/A-200F(R)/W-350(R)	10
	10N47L	LONG STANDARD CERAMIC CUP 11.1 mm (7/16")	A-200(R)/A-200F(R)/W-350(R)	10
	10N45	CERAMIC CUP 15.8 mm (5/8")	A-200(R)/A-200F(R)/W-350(R)	10
9 	10N46	CERAMIC CUP 12.7 mm (1/2")	A-200(R)/A-200F(R)/W-350(R)	10
	10N47	CERAMIC CUP 11.1 mm (7/16")	A-200(R)/A-200F(R)/W-350(R)	10
	10N48	CERAMIC CUP 9.5 mm (3/8")	A-200(R)/A-200F(R)/W-350(R)	10
	10N49	CERAMIC CUP 7.9 mm (5/16")	A-200(R)/A-200F(R)/W-350(R)	10
	10N50	CERAMIC CUP 6.4 mm (1/4")	A-200(R)/A-200F(R)/W-350(R)	10





GAS LENS SERIES	PART NUMBER	DESCRIPTION	TORCH TYPE	PKG QTY
5 	18CG	CUP GASKET	A-200(R)/A-200F(R)/W-350(R)	2
10 	54N01	GAS LENS INSULATOR	A-200(R)/A-200F(R)/W-350(R)	2
6 	10N22	COLLET 1.0 mm (0.040")	A-200(R)/A-200F(R)/W-350(R)	5
	10N23	COLLET 1.6 mm (1/16")	A-200(R)/A-200F(R)/W-350(R)	5
	10N24	COLLET 2.4 mm (3/32")	A-200(R)/A-200F(R)/W-350(R)	5
	10N25	COLLET 3.2 mm (1/8")	A-200(R)/A-200F(R)/W-350(R)	5
	54N20	COLLET 4.0 mm (5/32")	A-200(R)/A-200F(R)/W-350(R)	5
11 	45V24	GAS LENS 1.0 mm (0.040")	A-200(R)/A-200F(R)/W-350(R)	2
	45V25	GAS LENS 1.6 mm (1/16")	A-200(R)/A-200F(R)/W-350(R)	2
	45V26	GAS LENS 2.4 mm (3/32")	A-200(R)/A-200F(R)/W-350(R)	2
	45V27	GAS LENS 3.2 mm (1/8")	A-200(R)/A-200F(R)/W-350(R)	2
	45V28	GAS LENS 4.0 mm (5/32")	A-200(R)/A-200F(R)/W-350(R)	2
12 	54N15L	LONG GAS LENS CERAMIC CUP 11.1 mm (7/16")	A-200(R)/A-200F(R)/W-350(R)	10
	54N16L	LONG GAS LENS CERAMIC CUP 9.5 mm (3/8")	A-200(R)/A-200F(R)/W-350(R)	10
	54N17L	LONG GAS LENS CERAMIC CUP 7.9 mm (5/16")	A-200(R)/A-200F(R)/W-350(R)	10
13 	54N14	GAS LENS CUP 12.7 mm (1/2")	A-200(R)/A-200F(R)/W-350(R)	10
	54N15	GAS LENS CUP 11.1 mm (7/16")	A-200(R)/A-200F(R)/W-350(R)	10
	54N16	GAS LENS CUP 9.5 mm (3/8")	A-200(R)/A-200F(R)/W-350(R)	10
	54N17	GAS LENS CUP 7.9 mm (5/16")	A-200(R)/A-200F(R)/W-350(R)	10
	54N18	GAS LENS CUP 6.4 mm (1/4")	A-200(R)/A-200F(R)/W-350(R)	10
	54N19	GAS LENS CUP 17.5 mm (11/16")	A-200(R)/A-200F(R)/W-350(R)	10

A-200(R) | A-200F(R) | W-350(R) Series

LARGE GAS LENS SERIES	PART NUMBER	DESCRIPTION	TORCH TYPE	PKG QTY
 5	18CG	CUP GASKET	A-200(R)/A-200F(R)/W-350(R)	2
 14	54N63	LARGE GAS LENS INSULATOR	A-200(R)/A-200F(R)/W-350(R)	2
 6	10N22	COLLET 1.0 mm (0.040")	A-200(R)/A-200F(R)/W-350(R)	5
	10N23	COLLET 1.6 mm (1/16")	A-200(R)/A-200F(R)/W-350(R)	5
	10N24	COLLET 2.4 mm (3/32")	A-200(R)/A-200F(R)/W-350(R)	5
	10N25	COLLET 3.2 mm (1/8")	A-200(R)/A-200F(R)/W-350(R)	5
	54N20	COLLET 4.0 mm (5/32")	A-200(R)/A-200F(R)/W-350(R)	5
 15	45V0204	LARGE GAS LENS 0.5 - 1.0 mm	A-200(R)/A-200F(R)/W-350(R)	2
	45V116	LARGE GAS LENS 1.6 mm (1/16")	A-200(R)/A-200F(R)/W-350(R)	2
	45V64	LARGE GAS LENS 2.4 mm (3/32")	A-200(R)/A-200F(R)/W-350(R)	2
	995795	LARGE GAS LENS 3.2 mm (1/8")	A-200(R)/A-200F(R)/W-350(R)	2
	45V63	LARGE GAS LENS 4.0 mm (5/32")	A-200(R)/A-200F(R)/W-350(R)	2
 16	57N74	LARGE GAS LENS CERAMIC CUP 12.7 mm (1/2")	A-200(R)/A-200F(R)/W-350(R)	10
	57N75	LARGE GAS LENS CERAMIC CUP 9.5 mm (3/8")	A-200(R)/A-200F(R)/W-350(R)	10
	57N87	LARGE GAS LENS CERAMIC CUP 19.1 mm (3/4")	A-200(R)/A-200F(R)/W-350(R)	10
	57N88	LARGE GAS LENS CERAMIC CUP 15.8 mm (5/8")	A-200(R)/A-200F(R)/W-350(R)	10

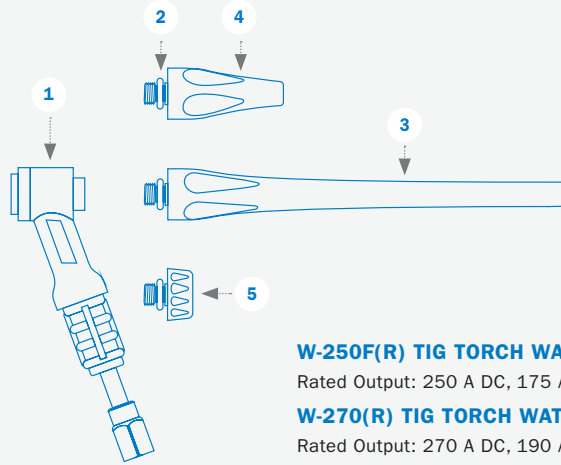
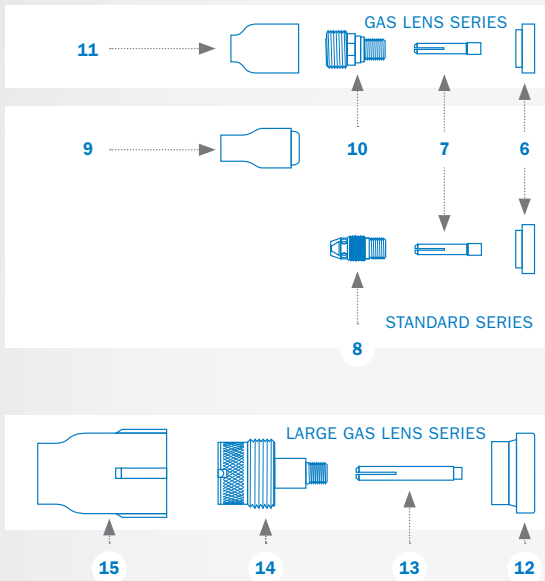
STUBBY SERIES	PART NUMBER	DESCRIPTION	TORCH TYPE	PKG QTY
 17	18CG20	CUP GASKET	A-200(R)/A-200F(R)/W-350(R)	2
 18	10N22S	STUBBY COLLET 1.0 mm (0.040")	A-200(R)/A-200F(R)/W-350(R)	2
	10N23S	STUBBY COLLET 1.6 mm (1/16")	A-200(R)/A-200F(R)/W-350(R)	2
	10N24S	STUBBY COLLET 2.4 mm (3/32")	A-200(R)/A-200F(R)/W-350(R)	2
	10N25S	STUBBY COLLET 3.2 mm (1/8")	A-200(R)/A-200F(R)/W-350(R)	2
 19	17CB20	STUBBY COLLET BODY 0.5 - 3.2 mm	A-200(R)/A-200F(R)/W-350(R)	2
 20	13N08	CERAMIC CUP 6.4 mm (1/4")	A-200(R)/A-200F(R)/W-350(R)	10
	13N09	CERAMIC CUP 7.9 mm (5/16")	A-200(R)/A-200F(R)/W-350(R)	10
	13N10	CERAMIC CUP 9.5 mm (3/8")	A-200(R)/A-200F(R)/W-350(R)	10
	13N11	CERAMIC CUP 11.1 mm (7/16")	A-200(R)/A-200F(R)/W-350(R)	10
	13N12	CERAMIC CUP 12.7 mm (1/2")	A-200(R)/A-200F(R)/W-350(R)	10
	13N13	CERAMIC CUP 15.8 mm (5/8")	A-200(R)/A-200F(R)/W-350(R)	10

A-200(R) | A-200F(R) | W-350(R) Series

STUBBY GAS LENS SERIES	PART NUMBER	DESCRIPTION	TORCH TYPE	PKG QTY
21 	17GLG20	CUP GASKET	A-200(R)/A-200F(R)/W-350(R)	2
22 	10N22S	STUBBY COLLET 1.0 mm (0.040")	A-200(R)/A-200F(R)/W-350(R)	5
	10N23S	STUBBY COLLET 1.6 mm (1/16")	A-200(R)/A-200F(R)/W-350(R)	5
	10N24S	STUBBY COLLET 2.4 mm (3/32")	A-200(R)/A-200F(R)/W-350(R)	5
	10N25S	STUBBY COLLET 3.2 mm (1/8")	A-200(R)/A-200F(R)/W-350(R)	5
23 	17GL040	STUBBY GAS LENS 1.0 mm (0.040")	A-200(R)/A-200F(R)/W-350(R)	2
	17GL116	STUBBY GAS LENS 1.6 mm (1/16")	A-200(R)/A-200F(R)/W-350(R)	2
	17GL332	STUBBY GAS LENS 2.4 mm (3/32")	A-200(R)/A-200F(R)/W-350(R)	2
	17GL18	STUBBY GAS LENS 3.2 mm (1/8")	A-200(R)/A-200F(R)/W-350(R)	2
24 	53N58	GAS LENS CERAMIC CUP 6.4 mm (1/4")	A-200(R)/A-200F(R)/W-350(R)	10
	53N59	GAS LENS CERAMIC CUP 7.9 mm (5/16")	A-200(R)/A-200F(R)/W-350(R)	10
	53N60	GAS LENS CERAMIC CUP 9.5 mm (3/8")	A-200(R)/A-200F(R)/W-350(R)	10
	53N61	GAS LENS CERAMIC CUP 11.1 mm (7/16")	A-200(R)/A-200F(R)/W-350(R)	10
	53N61S	GAS LENS CERAMIC CUP 12.7 mm (1/2")	A-200(R)/A-200F(R)/W-350(R)	10



W-250F(R) | W-270(R) Series

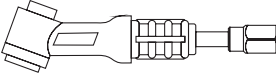









W-250F(R) TIG TORCH WATER-COOLED

Rated Output: 250 A DC, 175 A AC, 100% Duty Cycle


W-270(R) TIG TORCH WATER-COOLED



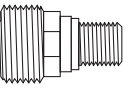

Rated Output: 270 A DC, 190 A AC, 100% Duty Cycle



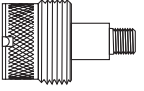
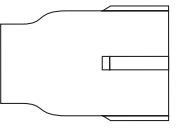
TORCH BODIES & BACK CAPS	PART NUMBER	DESCRIPTION	TORCH TYPE	PKG QTY
	056022001	TORCH BODY FLEX NECK (MARKED W-250FE)	W-250F(R)	1
	056022002	TORCH BODY STANDARD (MARKED W-270E)	W-270(R)	1
	98W77	O-RING BACK CAP	W-250F(R)/W-270(R)	2
	41V24	LONG BACK CAP	W-250F(R)/W-270(R)	2
	41V35	MEDIUM BACK CAP	W-250F(R)/W-270(R)	2
	41V33	SHORT BACK CAP	W-250F(R)/W-270(R)	2

STANDARD SERIES	PART NUMBER	DESCRIPTION	TORCH TYPE	PKG QTY
	598882	CUP GASKET	W-250F(R)/W-270(R)	2
	13N21	COLLET 1.0 mm (0.040")	W-250F(R)/W-270(R)	5
	13N22	COLLET 1.6 mm (1/16")	W-250F(R)/W-270(R)	5
	13N23	COLLET 2.4 mm (3/32")	W-250F(R)/W-270(R)	5
	13N24	COLLET 3.2 mm (1/8")	W-250F(R)/W-270(R)	5
	13N26	COLLET BODY 1.0 mm (0.040")	W-250F(R)/W-270(R)	5
	13N27	COLLET BODY 1.6 mm (1/16")	W-250F(R)/W-270(R)	5
	13N28	COLLET BODY 2.4 mm (3/32")	W-250F(R)/W-270(R)	5
	13N29	COLLET BODY 3.2 mm (1/8")	W-250F(R)/W-270(R)	5

W-250F(R) | W-270(R) Series

STANDARD SERIES	PART NUMBER	DESCRIPTION	TORCH TYPE	PKG QTY
	13N08	CERAMIC CUP 6.4 mm (1/4")	W-250F(R)/W-270(R)	10
	13N09	CERAMIC CUP 7.9 mm (5/16")	W-250F(R)/W-270(R)	10
	13N10	CERAMIC CUP 9.5 mm (3/8")	W-250F(R)/W-270(R)	10
	13N11	CERAMIC CUP 11.1 mm (7/16")	W-250F(R)/W-270(R)	10
	13N12	CERAMIC CUP 12.7 mm (1/2")	W-250F(R)/W-270(R)	10
	13N13	CERAMIC CUP 15.8 mm (5/8")	W-250F(R)/W-270(R)	10

GAS LENS SERIES	PART NUMBER	DESCRIPTION	TORCH TYPE	PKG QTY
	598882	CUP GASKET	W-250F(R)/W-270(R)	2
	13N21	COLLET 1.0 mm (0.040")	W-250F(R)/W-270(R)	5
	13N22	COLLET 1.6 mm (1/16")	W-250F(R)/W-270(R)	5
	13N23	COLLET 2.4 mm (3/32")	W-250F(R)/W-270(R)	5
	13N24	COLLET 3.2 mm (1/8")	W-250F(R)/W-270(R)	5
	45V42	GAS LENS 1.0 mm (0.040")	W-250F(R)/W-270(R)	2
	45V43	GAS LENS 1.6 mm (1/16")	W-250F(R)/W-270(R)	2
	45V44	GAS LENS 2.4 mm (3/32")	W-250F(R)/W-270(R)	2
	45V45	GAS LENS 3.2 mm (1/8")	W-250F(R)/W-270(R)	2
	53N58	GAS LENS CERAMIC CUP 6.4 mm (1/4")	W-250F(R)/W-270(R)	10
	53N59	GAS LENS CERAMIC CUP 7.9 mm (5/16")	W-250F(R)/W-270(R)	10
	53N60	GAS LENS CERAMIC CUP 9.5 mm (3/8")	W-250F(R)/W-270(R)	10
	53N61	GAS LENS CERAMIC CUP 11.1 mm (7/16")	W-250F(R)/W-270(R)	10
	53N61S	GAS LENS CERAMIC CUP 12.7 mm (1/2")	W-250F(R)/W-270(R)	10

LARGE GAS LENS SERIES	PART NUMBER	DESCRIPTION	TORCH TYPE	PKG QTY
	54N63-20	LARGE GAS LENS INSULATOR	W-250F(R)/W-270(R)	2
	13N21L	LARGE GAS LENS COLLET 1.0 mm (0.040")	W-250F(R)/W-270(R)	2
	13N22L	LARGE GAS LENS COLLET 1.6 mm (1/16")	W-250F(R)/W-270(R)	2
	13N23L	LARGE GAS LENS COLLET 2.4 mm (3/32")	W-250F(R)/W-270(R)	2
	13N24L	LARGE GAS LENS COLLET 3.2 mm (1/8")	W-250F(R)/W-270(R)	2
	45V0204S	LARGE GAS LENS 1.0 mm (0.040")	W-250F(R)/W-270(R)	2
	45V116S	LARGE GAS LENS 1.6 mm (1/16")	W-250F(R)/W-270(R)	2
	45V64S	LARGE GAS LENS 2.4 mm (3/32")	W-250F(R)/W-270(R)	2
	995795S	LARGE GAS LENS 3.2 mm (1/8")	W-250F(R)/W-270(R)	2
	57N74	LARGE GAS LENS CERAMIC CUP 12.7 mm (1/2")	W-250F(R)/W-270(R)	10
	57N75	LARGE GAS LENS CERAMIC CUP 9.5 mm (3/8")	W-250F(R)/W-270(R)	10
	57N87	LARGE GAS LENS CERAMIC CUP 19.1 mm (3/4")	W-250F(R)/W-270(R)	10
	57N88	LARGE GAS LENS CERAMIC CUP 15.8 mm (5/8")	W-250F(R)/W-270(R)	10

Tungsten

A Line of Premium Tungsten for the Most Demanding TIG Welding Applications!

Available in four types and industry-standard diameters, WELDCRAFT's premium line of tungsten electrodes have undergone rigorous testing to ensure the highest quality and durability. Color-coded packages include ten of 175 mm (7 in.) tungsten electrodes.

Note: Refer to manufacturer MSDS sheets for proper preparation and safety. Use proper ventilation/capture during preparation. Refer to manufacturer warning regarding ventilation.



Miller® recommends the use of 2% lanthanated tungsten electrodes. The blue electrode ensures a stable arc in both AC and DC processes, with greater longevity than conventional tungsten electrodes, the ability to use a smaller-diameter electrode for the same job, use of a higher current for a similar-sized electrode, and less tungsten spitting.

2% Lanthanated (EWLa-2)		
TYPE	Ø mm (in.)	PART NUMBER
Provides excellent arc starting, arc stability and re-ignition and less tip erosion in AC or DC welding. Can substitute for 2% Thoriated.	1.6 (1/16")	WL2116X7
	2.4 (3/32")	WL2332X7
	3.2 (1/8")	WL2018X7
	4.0 (5/32")	WL2532X7



2% Ceriated (EWCe-2)		
TYPE	Ø mm (in.)	PART NUMBER
Performs well in DC welding and arc starting at low current settings and offers excellent performance in AC Processes.	1.6 (1/16")	WC116X7
	2.4 (3/32")	WC332X7
	3.2 (1/8")	WC018X7
	4.0 (5/32")	WC532X7

Accessory Kits

PART NUMBER	DESCRIPTION	MODEL	CONTENTS
AKM-1	ACCESSORY KIT	W-250F(R)/W-270(R)	Includes #6 alumina nozzle, collet, collet body and a 2.4 mm 2% lanthanated tungsten electrode.
AKM-2	ACCESSORY KIT	A-200(R)/A-200F(R)/W-350(R)	Includes #6 alumina nozzle, collet, collet body and a 2.4 mm 2% lanthanated tungsten electrode.

Extension Cable

The 12 meter TIG torch extension cable provide extended reach when required. It can be connected to both the 4 and 8 meter TIG torches and can be ordered under the following part number: EC-12M-AAFD.

The extension cable comes complete with all the necessary fittings and can be used on all water or gas cooled Miller TIG torches:

- Dinse-style 35-50 mm,
- 6 mm quick release on water hoses,
- 5/8" UNF on gas hose,
- 14 pin remote plug.

Ready to use on all Miller EuroTorch models, equipped with either 2-button momentary switch or with 2-button momentary switch and remote current control (potentiometer).



Disclaimer: The information contained herein is furnished for reference purposes only and is believed to be accurate and reliable. Typical data are those obtained when welding and testing are performed in accordance with prescribed standards and guidelines. Other tests may produce different results and typical data should not be assumed to yield similar results in a particular application or weldment. ITW Welding does not assume responsibility for any results obtained by persons over whose methods it has no control. It is the user's responsibility to determine the suitability of any products or methods mentioned herein for a particular purpose. In light of the foregoing, ITW Welding specifically disclaims all warranties, express or implied, including warranties of merchantability and fitness for a particular purpose, and further disclaims any liability for consequential or incidental damages of any kind, including lost profits.

WELDCRAFT® TECHNOLOGY

- ✓ Air/Water cooled
- ✓ 200/250/270/350 A
- ✓ Remote current control from the handle as option
- ✓ 4/8 m
- ✓ 50 mm² Dinse-style
- ✓ 5/8" gas
- ✓ 14 pin control
- ✓ Shielded control cable



✓ **The Professional Choice**



▶ **To learn more about EuroTorch TIG welding torches and accessories, contact your Miller sales rep or visit [MillerWelds.com/europe](https://www.millerwelds.com/europe)**

© 2021 Miller Electric Mfg. LLC
Miller, the Miller logo, The Power of Blue and WELDCRAFT are registered trademarks of Illinois Tool Works, Inc.

