



# Miller® | Weldcraft®

TIG Torches and Accessories



# Index

Tig Torch Model Variations .....	3
Brand Consolidation .....	4
Torch Part Number Breakdown .....	5
Replacement Parts A-125 / W-250 / W-280 / W-310 / W-375 .....	6
Replacement Parts A-150 / A-200 / W-350 / W-410 .....	8
Replacement Parts W-225 Modular Series .....	11
Command Plugs .....	12
Tungsten .....	12
Accessory Kits .....	13
Cable Covers .....	13



**Disclaimer:** The information contained herein is furnished for reference purposes only and is believed to be accurate and reliable. Typical data are those obtained when welding and testing are performed in accordance with prescribed standards and guidelines. Other tests may produce different results and typical data should not be assumed to yield similar results in a particular application or weldment. ITW Welding does not assume responsibility for any results obtained by persons over whose methods it has no control. It is the user's responsibility to determine the suitability of any products or methods mentioned herein for a particular purpose. In light of the foregoing, ITW Welding specifically disclaims all warranties, express or implied, including warranties of merchantability and fitness for a particular purpose, and further disclaims any liability for consequential or incidental damages of any kind, including lost profits.

# Tig Torch Model Variations

## HAND HELD

Model	W-225 MODULAR	W-250	W-280	W-310	W-350	W-410	A-125	A-150	A-200
Formerly	WP-225	WP-20	WP-280	CS310A	WP-18	CS410A	WP-9	WP-17	WP-26
Water Cooled	W	W	W	W	W	W	-	-	-
Air Cooled	-	-	-	-	-	-	A	A	A
Rating DC (A)	225	250	280	310	350	410	125	150	200
Rating AC (A)	160	180	195	235	250	310	100	115	150
Duty Cycle (%)	100	100	100	100	100	100	60	60	60
Electrode Size (mm)	1.0 - 4.0	1.0 - 4.0	1.0 - 4.0	1.0 - 4.0	1.0 - 3.2	1.0 - 4.8	1.0 - 3.2	1.0 - 3.2	1.0 - 3.2

## AUTOMATION

Model	W-250 AUTOMATION	W-500 AUTOMATION	A-150 AUTOMATION
Formerly	WP-22A	WP-27A/B	WP-23A
Water Cooled	W	W	-
Air Cooled	-	-	A
Rating DC (A)	250	500	150
Rating AC (A)	180	350	120
Duty Cycle (%)	100	100	100
Electrode Size (mm)	1.0 - 4.0	1.0 - 3.2	1.0 - 3.2



All the torches are CE-approved.



# Brand Consolidation

## Weldcraft® is now Miller®

At Miller, we want to make it easier for you to find the equipment and accessories you need. Integrating Weldcraft into the Miller brand enables us to offer you more TIG equipment and torch solutions, with the goal of ultimately creating a “one-stop shop” at Miller. We look forward to serving all your TIG needs with the highest quality products and the most innovative TIG welding system solutions.

## Same great product. New Miller® look.

Weldcraft is now Miller! You will receive the same high-quality, high-performing products. Brand changes include:

1. Weldcraft product packaging and labels are now Miller.
2. Weldcraft product markings will transition to Miller.
3. Weldcraft torch colors have changed from red to black (excluding the Redhead™ series).
4. New Miller | Weldcraft literature and product webpages are available on MillerWelds.com.





# Torch Part Number Breakdown

## Ordering information

1. Select the correct model of the torch head
2. Select which switch option is required
3. Select the length of the cable
4. Select the correct Power connection
5. Select the correct Water connection (X on gas cooled torches)
6. Select the correct Gas connection
7. Add a Cable Plug if required

## Example:

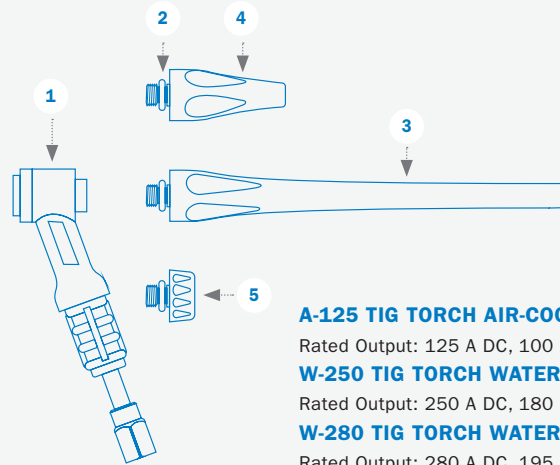
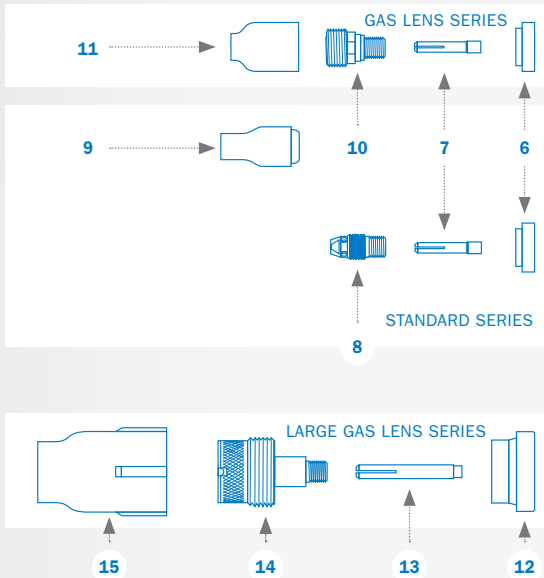
WP-9 NECK, SINGLE SWITCH OPTION, 8 m, DINSE 35-50 mm, WATER OPTION X, GAS 3/8", 14 PIN REMOTE PLUG

WP-9F - S - 8 - A - X - E - D

NO.	DESCRIPTION
<b>SWITCH OPTION</b>	
<b>S</b>	<b>MOMENTARY SWITCH</b>
D	2 BUTTON MOMENTARY SWITCH
PA	POT 1K
X	BLANKED - NO SWITCH
<b>LENGTH</b>	
4	4 METER
<b>8</b>	<b>8 METER</b>
<b>POWER CONNECTOR</b>	
<b>A</b>	<b>DINSE 35-50 mm</b>
B	DINSE 16-25 mm
H	3/8" RH INERT THREAD
I	5/8" RH OUTER THREAD
J	7/8" LH OUTER THREAD
N	DP-25MI - Miller

NO.	DESCRIPTION
<b>CONTROL PLUG</b>	
A	5 PIN TUCHEL
<b>D</b>	<b>14 PIN AMPHENOL</b>
F	6 PIN MILLER
X	OPEN / NO SWITCH
Y	PLUG, 2P, TIG (For MPI 220P)
<b>GAS</b>	
A	QUICK CON. 6MM
<b>E</b>	<b>3/8" RH INERT THREAD</b>
F	5/8" RH OUTER THREAD
X	OPEN
<b>WATER</b>	
A	QUICK CON. 6MM
D	3/8" RH INERT THREAD
E	5/8" LH OUTER THREAD
<b>X</b>	<b>OPEN / GAS COOLED TORCH</b>

# A-125 | W-250 | W-280 | W-310



### A-125 TIG TORCH AIR-COOLED

Rated Output: 125 A DC, 100 A AC, 60% Duty Cycle

### W-250 TIG TORCH WATER-COOLED

Rated Output: 250 A DC, 180 A AC, 100% Duty Cycle

### W-280 TIG TORCH WATER-COOLED

Rated Output: 280 A DC, 195 A AC, 100% Duty Cycle


### W-310 TIG TORCH WATER-COOLED


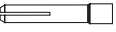
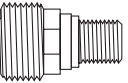

Rated Output: 310 A DC, 235 A AC, 100% Duty Cycle



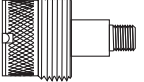
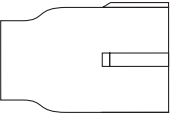
TORCH BODIES & BACK CAPS	PART NUMBER	DESCRIPTION	TORCH TYPE	PKG QTY
	WP-9	TORCH BODY STANDARD	<b>WP-9</b>	1
	WP-20	TORCH BODY STANDARD	<b>WP-20</b>	1
	WP-280	TORCH BODY SUPER COOL	<b>WP-280</b>	1
	CS310A	TORCH BODY STANDARD	<b>CS310</b>	1
	98W77	O-RING BACK CAP	<b>9/20/280/310</b>	2
	41V24	LONG BACK CAP	<b>9/20/280/310</b>	2
	41V35	MEDIUM BACK CAP	<b>9/20/280/310</b>	2
	41V33	SHORT BACK CAP	<b>9/20/280</b>	2
	CS110-BCS	SHORT BACK CAP	<b>310</b>	2

STANDARD SERIES	PART NUMBER	DESCRIPTION	TORCH TYPE	PKG QTY
	598882	CUP GASKET	<b>9/20/280/310</b>	2
	13N21	COLLET 1.0 mm (0.040")	<b>9/20/280/310</b>	5
	13N22	COLLET 1.6 mm (1/16")	<b>9/20/280/310</b>	5
	13N23	COLLET 2.4 mm (3/32")	<b>9/20/280/310</b>	5
	13N24	COLLET 3.2 mm (1/8")	<b>9/20/280/310</b>	5
	13N26	COLLET BODY 1.0 mm (0.040")	<b>9/20/280/310</b>	5
	13N27	COLLET BODY 1.6 mm (1/16")	<b>9/20/280/310</b>	5
	13N28	COLLET BODY 2.4 mm (3/32")	<b>9/20/280/310</b>	5
	13N29	COLLET BODY 3.2 mm (1/8")	<b>9/20/280/310</b>	5

# A-125 | W-250 | W-280 | W-310

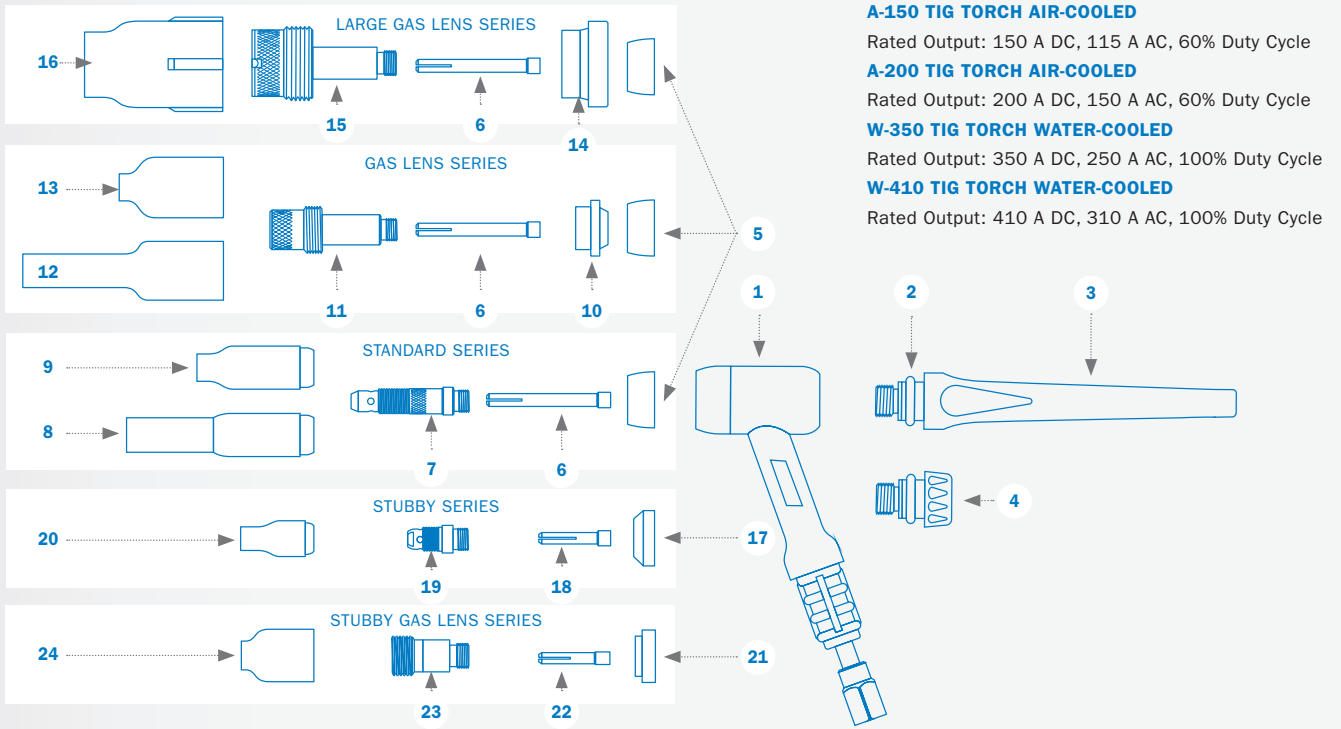
STANDARD SERIES	PART NUMBER	DESCRIPTION	TORCH TYPE	PKG QTY
	13N08	CERAMIC CUP 6.4 mm (1/4")	9/20/280/310	10
	13N09	CERAMIC CUP 7.9 mm (5/16")	9/20/280/310	10
	13N10	CERAMIC CUP 9.5 mm (3/8")	9/20/280/310	10
	13N11	CERAMIC CUP 11.1 mm (7/16")	9/20/280/310	10
	13N12	CERAMIC CUP 12.7 mm (1/2")	9/20/280/310	10
	13N13	CERAMIC CUP 15.8 mm (5/8")	9/20/280/310	10

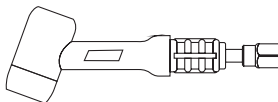



GAS LENS SERIES	PART NUMBER	DESCRIPTION	TORCH TYPE	PKG QTY
	598882	CUP GASKET	9/20/280/310	2
	13N21	COLLET 1.0 mm (0.040")	9/20/280/310	5
	13N22	COLLET 1.6 mm (1/16")	9/20/280/310	5
	13N23	COLLET 2.4 mm (3/32")	9/20/280/310	5
	13N24	COLLET 3.2 mm (1/8")	9/20/280/310	5
	45V42	GAS LENS 1.0 mm (0.040")	9/20/280/310	2
	45V43	GAS LENS 1.6 mm (1/16")	9/20/280/310	2
	45V44	GAS LENS 2.4 mm (3/32")	9/20/280/310	2
	45V45	GAS LENS 3.2 mm (1/8")	9/20/280/310	2
	53N58	GAS LENS CERAMIC CUP 6.4 mm (1/4")	9/20/280/310	10
	53N59	GAS LENS CERAMIC CUP 7.9 mm (5/16")	9/20/280/310	10
	53N60	GAS LENS CERAMIC CUP 9.5 mm (3/8")	9/20/280/310	10
	53N61	GAS LENS CERAMIC CUP 11.1 mm (7/16")	9/20/280/310	10
	53N61S	GAS LENS CERAMIC CUP 12.7 mm (1/2")	9/20/280/310	10

LARGE GAS LENS SERIES	PART NUMBER	DESCRIPTION	TORCH TYPE	PKG QTY
	54N63-20	LARGE GAS LENS INSULATOR	9/20/280/310	2
	13N21L	LARGE GAS LENS COLLET 1.0 mm (0.040")	9/20/280/310	2
	13N22L	LARGE GAS LENS COLLET 1.6 mm (1/16")	9/20/280/310	2
	13N23L	LARGE GAS LENS COLLET 2.4 mm (3/32")	9/20/280/310	2
	13N24L	LARGE GAS LENS COLLET 3.2 mm (1/8")	9/20/280/310	2
	45V0204S	LARGE GAS LENS 1.0 mm (0.040")	9/20/280/310	2
	45V116S	LARGE GAS LENS 1.6 mm (1/16")	9/20/280/310	2
	45V64S	LARGE GAS LENS 2.4 mm (3/32")	9/20/280/310	2
	995795S	LARGE GAS LENS 3.2 mm (1/8")	9/20/280/310	2
	57N74	LARGE GAS LENS CERAMIC CUP 12.7 mm (1/2")	9/20/280/310	10
	57N75	LARGE GAS LENS CERAMIC CUP 9.5 mm (3/8")	9/20/280/310	10
	57N87	LARGE GAS LENS CERAMIC CUP 19.1 mm (3/4")	9/20/280/310	10
	57N88	LARGE GAS LENS CERAMIC CUP 15.8 mm (5/8")	9/20/280/310	10




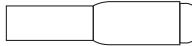









# A-150 | A-200 | W-350 | W-410







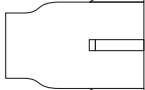
TORCH BODIES & BACK CAPS	PART NUMBER	DESCRIPTION	TORCH TYPE	PKG QTY
	WP-17	TORCH BODY STANDARD	<b>WP-17</b>	1
	WP-18	TORCH BODY STANDARD	<b>WP-18</b>	1
	WP-26	TORCH BODY STANDARD	<b>WP-26</b>	1
	CS410A	TORCH BODY STANDARD	<b>CS410</b>	1
	98W18	O-RING BACK CAP	<b>WP-17/18/26</b>	2
	57Y02	LONG BACK CAP	<b>WP-17/18/26</b>	2
	300M	MEDIUM BACK CAP	<b>WP-17/18/26</b>	2
	57Y04	SHORT BACK CAP	<b>WP-17/18/26</b>	2





# A-150 | A-200 | W-350 | W-410





STANDARD SERIES	PART NUMBER	DESCRIPTION	TORCH TYPE	PKG QTY
 5	18CG	CUP GASKET	<b>17/18/26/410</b>	2
 6	10N22	COLLET 1.0 mm (0.040")	<b>17/18/26/410</b>	5
	10N23	COLLET 1.6 mm (1/16")	<b>17/18/26/410</b>	5
	10N24	COLLET 2.4 mm (3/32")	<b>17/18/26/410</b>	5
	10N25	COLLET 3.2 mm (1/8")	<b>17/18/26/410</b>	5
	54N20	COLLET 4.0 mm (5/32")	<b>18/26/410</b>	5
 7	10N30	COLLET BODY 1.0 mm (0.040")	<b>17/18/26/410</b>	5
	10N31	COLLET BODY 1.6 mm (1/16")	<b>17/18/26/410</b>	5
	10N32	COLLET BODY 2.4 mm (3/32")	<b>17/18/26/410</b>	5
	10N28	COLLET BODY 3.2 mm (1/8")	<b>17/18/26/410</b>	5
 8	10N49L	LONG STANDARD CERAMIC CUP 7.9 mm (5/16")	<b>17/18/26/410</b>	5
	10N48L	LONG STANDARD CERAMIC CUP 9.5 mm (3/8")	<b>17/18/26/410</b>	10
	10N47L	LONG STANDARD CERAMIC CUP 11.1 mm (7/16")	<b>17/18/26/410</b>	10
 9	10N45	CERAMIC CUP 15.8 mm (5/8")	<b>17/18/26/410</b>	10
	10N46	CERAMIC CUP 12.7 mm (1/2")	<b>17/18/26/410</b>	10
	10N47	CERAMIC CUP 11.1 mm (7/16")	<b>17/18/26/410</b>	10
	10N48	CERAMIC CUP 9.5 mm (3/8")	<b>17/18/26/410</b>	10
	10N49	CERAMIC CUP 7.9 mm (5/16")	<b>17/18/26/410</b>	10
	10N50	CERAMIC CUP 6.4 mm (1/4")	<b>17/18/26/410</b>	10

GAS LENS SERIES	PART NUMBER	DESCRIPTION	TORCH TYPE	PKG QTY
 5	18CG	CUP GASKET	<b>17/18/26/410</b>	2
 10	54N01	GAS LENS INSULATOR	<b>17/18/26/410</b>	2
 6	SEE STANDARD SERIES (PAGE 10)		<b>17/18/26/410</b>	2
 11	45V24	GAS LENS 1.0 mm (0.040")	<b>17/18/26/410</b>	2
	45V25	GAS LENS 1.6 mm (1/16")	<b>17/18/26/410</b>	2
	45V26	GAS LENS 2.4 mm (3/32")	<b>17/18/26/410</b>	2
	45V27	GAS LENS 3.2 mm (1/8")	<b>17/18/26/410</b>	2
	45V28	GAS LENS 4.0 mm (5/32")	<b>17/18/26/410</b>	2
 12	54N15L	LONG GAS LENS CERAMIC CUP 11.1 mm (7/16")	<b>17/18/26/410</b>	10
	54N16L	LONG GAS LENS CERAMIC CUP 9.5 mm (3/8")	<b>17/18/26/410</b>	10
	54N17L	LONG GAS LENS CERAMIC CUP 7.9 mm (5/16")	<b>17/18/26/410</b>	10
 13	54N14	GAS LENS CUP 12.7 mm (1/2")	<b>17/18/26/410</b>	10
	54N15	GAS LENS CUP 11.1 mm (7/16")	<b>17/18/26/410</b>	10
	54N16	GAS LENS CUP 9.5 mm (3/8")	<b>17/18/26/410</b>	10
	54N17	GAS LENS CUP 7.9 mm (5/16")	<b>17/18/26/410</b>	10
	54N18	GAS LENS CUP 6.4 mm (1/4")	<b>17/18/26/410</b>	10
	54N19	GAS LENS CUP 17,5 mm (11/16")	<b>17/18/26/410</b>	10

# A-150 | A-200 | W-350 | W-410

LARGE GAS LENS SERIES		PART NUMBER	DESCRIPTION	TORCH TYPE	PKG QTY
5		18CG	CUP GASKET	17/18/26/410	2
14		54N63	LARGE GAS LENS INSULATOR	17/18/26/410	2
6		SEE STANDARD SERIES (PAGE 10)		17/18/26/410	2
15		45V0204	LARGE GAS LENS 0.5 - 1.0 mm	17/18/26/410	2
		45V116	LARGE GAS LENS 1.6 mm (1/16")	17/18/26/410	2
		45V64	LARGE GAS LENS 2.4 mm (3/32")	17/18/26/410	2
		995795	LARGE GAS LENS 3.2 mm (1/8")	17/18/26/410	2
		45V63	LARGE GAS LENS 4.0 mm (5/32")	17/18/26/410	2
16		57N74	LARGE GAS LENS CERAMIC CUP 12.7 mm (1/2")	17/18/26/410	10
		57N75	LARGE GAS LENS CERAMIC CUP 9.5 mm (3/8")	17/18/26/410	10
		57N87	LARGE GAS LENS CERAMIC CUP 19.1 mm (3/4")	17/18/26/410	10
		57N88	LARGE GAS LENS CERAMIC CUP 15.8 mm (5/8")	17/18/26/410	10

STUBBY SERIES		PART NUMBER	DESCRIPTION	TORCH TYPE	PKG QTY
17		18CG20	CUP GASKET	17/18/26/410	2
18		10N22S	STUBBY COLLET 1.0 mm (0.040")	17/18/26/410	2
		10N23S	STUBBY COLLET 1.6 mm (1/16")	17/18/26/410	2
		10N24S	STUBBY COLLET 2.4 mm (3/32")	17/18/26/410	2
		10N25S	STUBBY COLLET 3.2 mm (1/8")	17/18/26/410	2
19		17CB20	STUBBY COLLET BODY 0.5 - 3.2 mm	17/18/26/410	2
20		13N08	CERAMIC CUP 6.4 mm (1/4")	17/18/26/410	10
		13N09	CERAMIC CUP 7.9 mm (5/16")	17/18/26/410	10
		13N10	CERAMIC CUP 9.5 mm (3/8")	17/18/26/410	10
		13N11	CERAMIC CUP 11.1 mm (7/16")	17/18/26/410	10
		13N12	CERAMIC CUP 12.7 mm (1/2")	17/18/26/410	10
		13N13	CERAMIC CUP 15.8 mm (5/8")	17/18/26/410	10

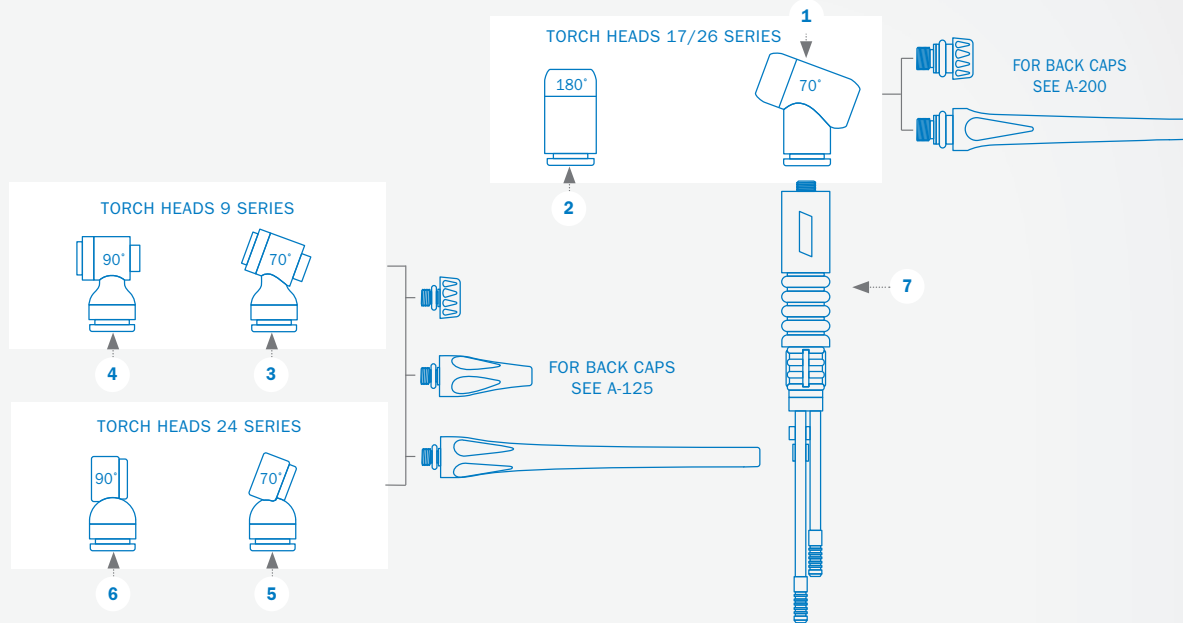
STUBBY GAS LENS SERIES		PART NUMBER	DESCRIPTION	TORCH TYPE	PKG QTY
21		17GLG20	CUP GASKET	17/18/26	2
22		10N22S	STUBBY COLLET 1.0 mm (0.040")	17/18/26	5
		10N23S	STUBBY COLLET 1.6 mm (1/16")	17/18/26	5
		10N24S	STUBBY COLLET 2.4 mm (3/32")	17/18/26	5
		10N25S	STUBBY COLLET 3.2 mm (1/8")	17/18/26	5
23		17GL040	STUBBY GAS LENS 1.0 mm (0.040")	17/18/26	2
		17GL116	STUBBY GAS LENS 1.6 mm (1/16")	17/18/26	2
		17GL332	STUBBY GAS LENS 2.4 mm (3/32")	17/18/26	2
		17GL18	STUBBY GAS LENS 3.2 mm (1/8")	17/18/26	2
24		53N58	GAS LENS CERAMIC CUP 6.4 mm (1/4")	17/18/26	10
		53N59	GAS LENS CERAMIC CUP 7.9 mm (5/16")	17/18/26	10
		53N60	GAS LENS CERAMIC CUP 9.5 mm (3/8")	17/18/26	10
		53N61	GAS LENS CERAMIC CUP 11.1 mm (7/16")	17/18/26	10
		53N61S	GAS LENS CERAMIC CUP 12.7 mm (1/2")	17/18/26	10













# W-225 Modular Series

## W-225 TIG TORCH WATER-COOLED

Rated Output: 225 A DC, 160 A AC, 100% Duty Cycle



TORCH BODY	PART NUMBER	DESCRIPTION	HEAD SERIES	PKG QTY
 7	WP-225	TORCH BODY FLEXIBLE	9/17/26/24	1

TORCH HEADS	PART NUMBER	DESCRIPTION	HEAD SERIES	PKG QTY
  1	1726	TORCH HEAD / 70° – 225 A	17/26	1
 2	1726P	TORCH HEAD / 180° – 225 A	17/26	1
  3	9-70	TORCH HEAD / 70° – 200 A	9	1
 4	9-90	TORCH HEAD / 90° – 200 A (STANDARD SET-UP)	9	1
  5	24-70	TORCH HEAD / 70° – 160 A	24	1
 6	24-90	TORCH HEAD / 90° – 160 A	24	1

FOR WEAR PARTS SEE ACCORDING TO TORCH HEAD SERIES (9/20 or 17/18/26 or 24)

# Command Plugs

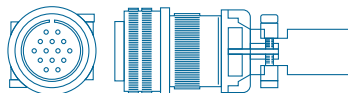
T3012-002

5 PIN TUCHEL PLUG



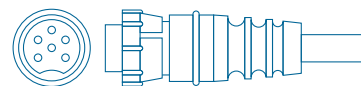
3106A-20-27P

14 PIN AMPHENOL PLUG



217796

6 PIN MILLER PLUG



# Tungsten

## A Line of Premium Tungsten for the Most Demanding TIG Welding Applications!

Available in four types and industry-standard diameters, Weldcraft's premium line of tungsten electrodes have undergone rigorous testing to ensure the highest quality and durability. Color-coded packages include ten 175 mm (seven-inch) tungsten electrodes.

Note: Refer to manufacturer MSDS sheets for proper preparation and safety. Use proper ventilation/capture during preparation. Refer to manufacturer warning regarding ventilation

2% Ceriated (EWCe-2)		
TYPE	Ø mm (in.)	PART NUMBER
Performs well in DC welding and arc starting at low current settings and offers excellent performance in AC Processes.	1.6 (1/16")	WC116X7
	2.4 (3/32")	WC332X7
	3.2 (1/8")	WC018X7
	4.0 (5/32")	WC532X7



2% Lanthanated (EWLa-2)		
TYPE	Ø mm (in.)	PART NUMBER
Provides excellent arc starting, arc stability and re-ignition and less tip erosion in AC or DC welding. Can substitute for 2% Thoriated.	1.6 (1/16")	WL2116X7
	2.4 (3/32")	WL2332X7
	3.2 (1/8")	WL2018X7
	4.0 (5/32")	WL2532X7



Rare Earth (EWG)		
TYPE	Ø mm (in.)	PART NUMBER
Combines the best of all alloying elements and provides excellent arc stability in AC or DC welding.	1.6 (1/16")	WG116X7
	2.4 (3/32")	WG332X7
	3.2 (1/8")	WG018X7



# Accessory Kits

PART NUMBER	DESCRIPTION	MODEL	CONTENTS
AK-150MFC	ACCESSORY KIT	WP-9/17	Allows welding operators to customize their standard A-150 (WP-17) or A-125 (WP-9) TIG torch for their specific application. Kit converts into 28 different torch styles while using the A-150 and A-125 existing cable. Features collets, collet bodies, nozzles, torch heads, handle and more.
AK-1C	ACCESSORY KIT	A-125/W-250	Includes one long back cap, one of each size (#4, #5, #6) alumina nozzle, and one of each size (1.0, 1.6 mm) of the following: collet, collet body, and 175 mm 2% ceriated tungsten electrode.
AK-2C	ACCESSORY KIT	WP-17/18/26/CS410A	Includes one long back cap, one of each size (#4, #5, #6) alumina nozzle, and one of each size (1.0, 1.6, 2.4 mm) of the following: collet, collet body, and 175 mm 2% ceriated tungsten electrode.
AK-3C	ACCESSORY KIT	WP-17/18/26/CS410A	Includes one long back cap, one of each size (#5, #6, #8) alumina nozzle, and one of each size (1.6, 2.4, 3.2 mm) of the following: collet, collet body, and 175 mm 2% ceriated tungsten electrode.
AK-4C	ACCESSORY KIT	WP-9/20/280/375/CS310A	Includes one long back cap, one of each size (#5, #6, #7) alumina nozzle, and one of each size (1.6, 2.4, 3.2 mm) of the following: collet, collet body, and 175 mm 2% ceriated tungsten electrode.
AKM-1	ACCESSORY KIT	WP-9/20/280/375/CS310A	Includes #6 alumina nozzle, collet, collet body and a 2.4 mm 2% ceriated tungsten electrode.
AKM-1G	ACCESSORY KIT	WP-9/20/280/375/CS310A-Gas Lens	Includes #6 alumina gas lens nozzle, collet, gas lens and a 2.4 mm 2% ceriated tungsten electrode.
AKM-2	ACCESSORY KIT	WP-17/18/26/CS410A	Includes #6 alumina nozzle, collet, collet body and a 2.4 mm 2% ceriated tungsten electrode.
AKM-2G	ACCESSORY KIT	WP-17/18/26/CS410A-Gas Lens	Includes #6 alumina gas lens nozzle, collet, gas lens, insulator and a 2.4 mm 2% ceriated tungsten electrode.



AK-4C


# Cable Covers

PART NUMBER	DESCRIPTION
WC-3-22	6.7 m (22 ft.)
WC-3-10	3.05 m (10 ft.)



WC-3-22





[www.MillerWelds.com/Europe](http://www.MillerWelds.com/Europe)

© 2020 ITW Welding



**Miller**<sup>®</sup>

The Power of Blue<sup>®</sup>